

# RC1

SCRUBBER

**GEN1**

## BATTERY SCRUBBER

**ERGONOMIC | COMMERCIAL DESIGN | COMPACT**

**The future of Rapid Scrubbing is here**

The RapidClean RC1 Scrubber has a 360° swivel point for exceptional manoeuvrability and control fitted with a heavy duty by-pass vacuum motor providing effortless cleaning in all applications. RC1's smart mounted dashboard clearly displays power and battery usage and allows you to independently control water, vacuum & speed settings.



### SPECIFICATIONS & FEATURES

500mm Operating width

Up to 80 minutes run time

Clean up to 1200m<sup>2</sup>

Lithium Ion battery technology

2.5hr Fast charger

150w By-pass vacuum motor

2x 250w 330RPM Drive motors

28kg Brush pressure

3L Clean water/ 3.5L recovery tank capacity

Quick release squeegees front & rear

Compact folding design for transport & storage




Smart dashboard designed for ease of use



On board spray or water bottle storage



Compact fold up design for transport & storage



Magnetic click-on brush/pad system



Scan for more Info

### WHAT'S IN THE BOX:







- RC1 Scrubber (Code - RC1CCS 01)
- 1 x Battery
- 1 x 2.5hr Fast Charger
- 2 x Medium Brushes
- 2 x Pad Holders
- 2 x White Pads

**100% RECYCLABLE PACKAGING**

## SPECIFICATIONS & FEATURES:

<b>Operating Width:</b>	500mm	<b>Brush Pressure:</b>	28kg
<b>Theoretical Performance:</b>	1750m <sup>2</sup>	<b>Brush/Pad Width:</b>	2 x 250mm
<b>Practical Performance:</b>	1000-1200m <sup>2</sup>	<b>Total Weight: (inc liquid &amp; accessories)</b>	31kg
<b>Speed Control On Dash:</b>	0 – 3.5km ph	<b>Nett Weight: (machine only)</b>	23kg
<b>Run Time: (Depending on speed setting)</b>	Up to 75-80 minutes (Depending on floor surface)	<b>Solution Tank:</b>	3L
<b>Charge Time: (On Board Charging)</b>	2.5hr Fast charger	<b>Recovery Tank:</b>	3.5L
<b>Battery:</b>	1 x Lithium Ion 1200-1500 Cycles (behind Tank)	<b>Tanks:</b>	Rotor moulded heavy durable
<b>Vacuum Motor Power:</b>	150W By-Pass 20,000Rpm	<b>On Board Storage:</b>	Spray/Drink Bottle holder
<b>Brush Motor Power:</b>	2 x 250W	<b>Dimensions:</b>	1125 x 560 x 345mm
<b>Brush Speed:</b>	0-330 Rpm	<b>Warranty:</b>	1 Year (Body, Brush motors, Vacuum Motors, Battery & Charger)

## BRUSHES & PADS:

Brush/Pad	Colour	Floor Type	Code
Soft brush	White 	Smooth, slightly soiled	10080034
Medium hard brush	Green 	General. standard everyday cleaning	10080036
Hard brush	Black 	Generally smooth, Heavy Duty	10080037
Soft pad	White 	Smooth, slightly soiled	10080032
Medium pad	Blue 	General. standard everyday cleaning	10080030
Hard pad	Black 	Generally smooth, Heavy Duty	10080031

## SUITABLE FOR USE ON:

	Tile	Vinyl	Poly	Hard wood	Painted	Concrete	Terrazzo	Rubber Non Slip
<b>FLOOR TYPES</b>	✓✓✓	✓✓	✓✓	✓✓	✓✓	✓	✓	✗
								
<b>BRUSHES</b>								
	✓	✓	✓	✓	✓	✓	✓	✗
	✓	✓	✓	✓	✓	✓	✓	✗
	✗	✗	✗	✗	✗	✓*	✓*	✗
<b>PADS</b>								
	✓	✓	✓	✓	✓	✓	✓	✗
	✓	✓	✓	✓	✓	✓	✓	✗
	✗	✗	✗	✗	✗	✓*	✓*	✗

\*Check with flooring supplier regarding hard brush & pad suitability.