

# *DYNAPAC SOIL COMPACTORS*

Dynapac CA1300, CA1400, CA1500,  
CA2500, CA2800, CA3500, CA3600,  
CA4000, CA4600,  
CA5000, CA5500, CA6000, CA6500,  
CA702



*Atlas Copco*



**PRESENTING THE COMPLETE DYNAPAC SOIL COMPACTOR RANGE** These machines and their variants, are the fifth generation of Dynapac CA single drum vibratory rollers. With their state-of-the-art designs and unique features, they represent yet another example of Dynapac's innovative thinking.

# ***A NEW PERSPECTIVE ON COMPACTION***

## ***THE COMPLETE PICTURE***

There is much more to soil compaction than the roller. When we developed this generation, we applied our unmatched know-how in the field of soil compaction to the entire compaction mission. This ranges from planning the task, through the rolling phase, to analyzing the results once the job is complete.

## ***FAST, SIMPLE, PROFITABLE***

Our aim is to make your compaction mission as fast, simple and profitable as possible, from beginning to end. To achieve this, we focus on three clear steps: Preparation, Performance and Protocol – we call it Mission Compaction.

### ***OPTIMIZED PARAMETERS***

Provide superior compaction performance.

### ***ACTIVE BOUNCING CONTROL***

Prevents misuse to the machine and over-compaction.

### ***CROSS-MOUNTED ENGINE***

A revolution in serviceability.

### ***LOW NOISE AND LOW FUEL CONSUMPTION***

Sustainability and working environment in focus.

### ***MISSION CONTROL***

Puts you in full control of the entire compaction process.



***EXPERTISE IN  
EVERY ASPECT***

Experience is the base of excellence. Dynapac will always help you to reach perfection.



# DYNAPAC SOIL COMPACTOR RANGE

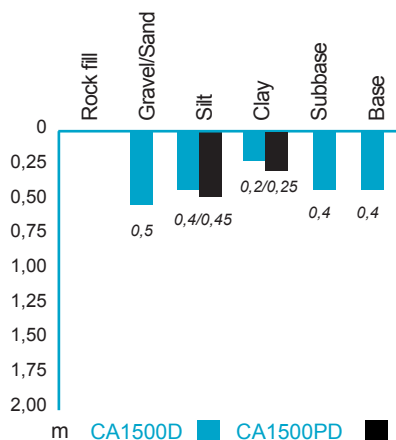


## SMALL, MEDIUM, LARGE OR XL

### **S** DYNAPAC CA1300, CA1400, CA1500

The small Dynapac soil compactors are vibratory rollers designed for compaction operations in pipe trenches, compacting roads, streets and parking lots. Due to the small size and exceptional maneuverability, these rollers are also well suited for compaction on large building foundations and industrial construction sites and in cramped spaces in connection with refilling work. The rollers are also suitable for repair work and gives good maneuverability even on very steep slopes. All types of supporting and reinforcement courses can be compacted.

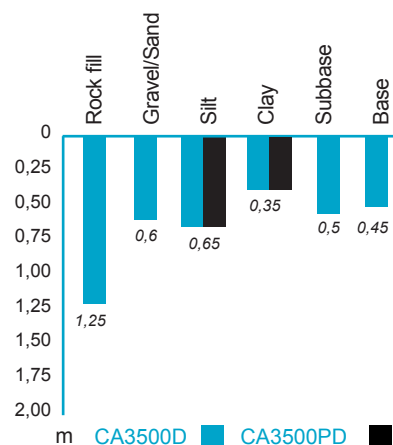
The PD version, equipped with pads and drum drive, is especially suitable for the compaction of silt and clayey soils.



### **M** DYNAPAC CA2500; CA2800, CA3500, CA3600; CA4000, CA4600

The Dynapac CA2500 - CA4600 are medium heavy vibratory soil compactors, typical utility machines, designed for long working days in tough applications. All types of base courses and reinforcement courses can be compacted to considerable depth. The 35 mm hitch drum ensures excellent resistance to wear - even in compaction operations on rockfill.

The padfoot version has it's major range of application on cohesive material and disintegrated rock. All types of base courses and subbase courses can be compacted.



**Operating mass** 5000 - 7000 Kg (11,000 - 15,500 lbs)  
**Static linear load** 13 - 20 kg/cm (73 - 115 pli)  
**Drum width** 1370 - 1676 mm (54 - 66 in)

**Operating mass** 10 000 - 15 000 Kg (22,000 - 33,000 lbs)  
**Static linear load** 25 - 40 kg/cm (140 - 225 pli)  
**Drum width** 2 130 mm (84 in)

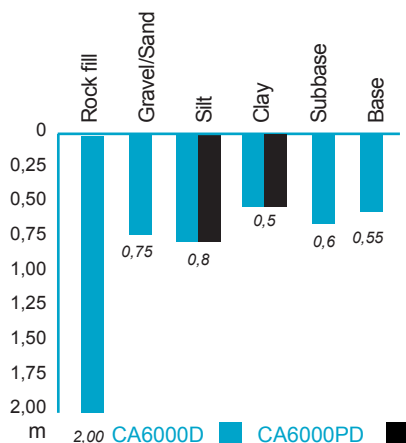


# - DYNAPAC OFFERS THEM ALL



## DYNAPAC CA5000, CA5500, CA6000, CA6500

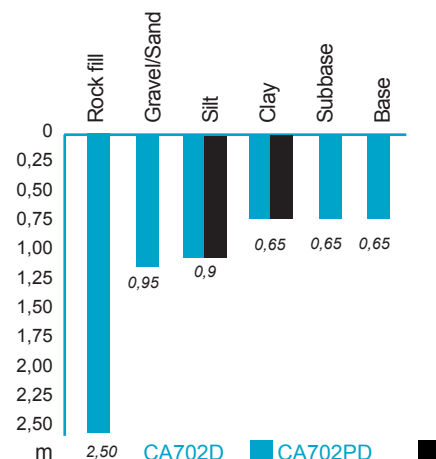
The CA5000, CA5500, CA6000 and CA6500 are heavy rollers designed for the toughest compaction applications. Rockfill can be compacted in 2-meter thick layers, in which the size of the rocks can be up to 1 meter in diameter. The smooth drum shell thickness is 43 (CA5000) and 48 mm (CA 5500, 6000 and CA6500), which gives a long productive lifetime for compaction of rockfill, gravel and sand. Pad-foot drum is available for compaction of silt and clay materials. These rollers are a great investment for the bigger projects as compaction performance and capacity are outstanding.



## DYNAPAC CA702



The CA702 is Dynapac's heaviest vibratory soil compaction roller. The machine has been specially developed for the heaviest large-scale compaction work on earth, rockfill and most types of soils and clays. Typical applications include dams, airfields, harbors and major railway and road projects.



**Operating mass** 16 000 - 21 000 Kg (35,000 - 46,500 lbs)  
**Static linear load** 50 - 65 kg/cm (280 - 365 pli)  
**Drum width** 2 130 mm (84 in)

**Operating mass** 27 000 Kg (60,000 lbs)  
**Static linear load** 80 kg/cm (450 pli)  
**Drum width** 2 130 mm (84 in)



# MAKE USE OF SCIENCE IN COMPACTION



## PREPARATION - COMPBASE SOFTWARE

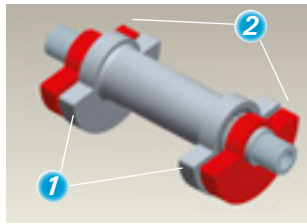
CompBase is the only recommendation tool in the industry that can provide detailed compaction data and capacity information based on full-scale tests. The machine and method selection is based on the material to be compacted and provides information on the expected depth effect and degree of compaction after any given number of passes. In addition to this; CompBase recommends suitable amplitude and rolling speed for optimum performance.



## PERFORMANCE - DYNAPAC COMPACTION OPTIMIZER (CA3500/4000/5000/6000)

We all know that the whole idea with compaction is to reach the correct set of parameters for the type of work in question. There is no point in overdoing anything – it only costs time and fuel, without improving the final result. Dynapac Compaction Optimizer, DCO, is an innovative system based on the well-proven compaction meter. The stiffness of the ground constitutes the input value for the setting of amplitude of the vibratory drum. The operator gets full control and the project benefits from this in every respect.

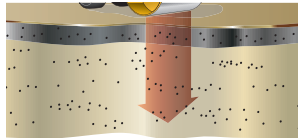
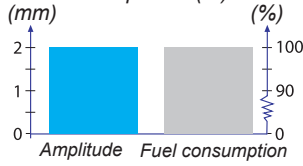
### Soft ground



When the adjustable weight (2) is rotated so that it goes to the position shown in the picture above there is an amplitude of 100%.

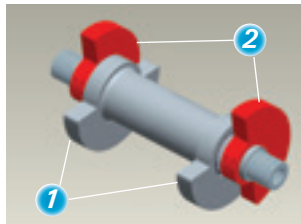


Amplitude (%)



All the dynamic energy from the drum can be absorbed by the ground.

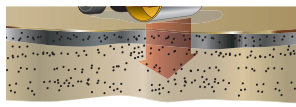
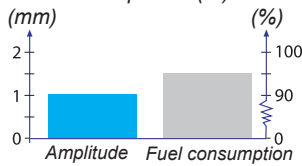
### Hard ground



When the adjustable weight (2) is rotated so that it is in the position shown in the picture above there is an amplitude of 50%.

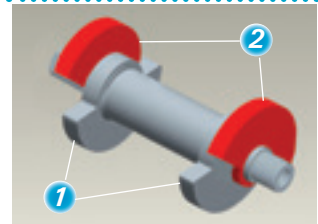


Amplitude (%)



The drum readjusts so that less dynamic energy is supplied to the ground from the drum.


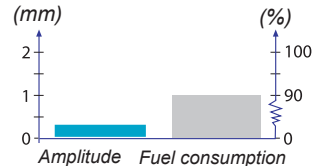
### Final compaction



When the adjustable weight (2) is rotated so that it is in the position shown, there's a minimum amplitude so that the forces almost balance each other out.



Amplitude (%)



The drum is reset so that there is only a very small amount of dynamic energy supplied to the ground.



## PROTOCOL - DYN@LYZER FOR SOIL WITH GNSS

In all projects it is vital to do the right thing - and to do things right. Also in compaction, solid documentation is worth a lot more than spot checks and guesswork. Dyna@Lyzer, includes a field computer which is fed continuously with measurement data – not just random checks. The operator reads the results in real-time and can easily reach top performance from the beginning. The Dyna@Lyzer is a unique Dynapac feature that improves the result of every job. A real profit maker. The results of the compaction are shown directly on the screen of the portable Dyna@Lyzer unit. The measurement values can easily be transferred to a desktop computer.

# MISSION PLANNING FOR EFFICIENCY AND ECONOMY

## MAP GROUND CONDITION

Map the ground condition and the material to be compacted. If your CA roller is equipped with a Compaction Meter with Dyna@Lyzer (with GNSS), you can run the machine over the area in advance. This will give you a chart showing ground condition and material to be compacted, at the same time revealing weak areas before you start rolling.

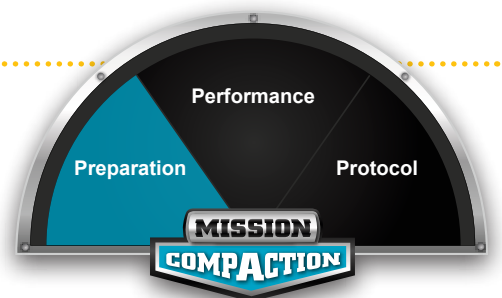
## SELECT MACHINE AND COMPACTION STRATEGY

Dynapac CompBase software bases the selection of machine and method on the material to be compacted. The software provides information on the expected depth effect and degree of compaction after any given number of passes. CompBase also recommends suitable amplitude settings and rolling speed for optimum performance. This saves fuel and reduces environmental impact.



## TOOL: DYNAPAC COMPBASE SOFTWARE

- MAP GROUND CONDITION, MATERIAL & COMPACTION SPECIFICATIONS
- SELECT MACHINE & COMPACTION STRATEGY
- CALCULATE COMPACTION ACHIEVEMENT



*During compaction - Performance*

## **LOWER COST PER COMPACTED CUBIC METER**

### **FEEDBACK ON PROGRESS AND POSITION**

Your fifth generation Dynapac CA soil compactor is warmed up and ready to roll. Start compacting and the Dynapac CA roller, with Compaction Meter and Dyna@Lyzer, gives you continuous information on the increase in compaction and reveals weak areas. Compaction results are displayed on the computer screen, allowing you to focus the compaction energy on the ground surfaces that need additional compaction. The screen also displays the position of the roller in relation to a selected reference line for the section, so you always know precisely where you are.

### **SUPERIOR COMPACTION PERFORMANCE**

The new CA rollers have static linear loads in steps of 5 kg/cm. This, combined with an optimum high amplitude, enables you to

compact rockfill down to 1.65 meter with a Dynapac CA4000D. The better depth effect means higher volume capacity and less passes to reach compaction specifications, thus saving fuel and reducing cost. Environmental impact is also lower. If the roller is equipped with the Dynapac "Silent Weights" eccentric concept, this enhances compaction performance even further.

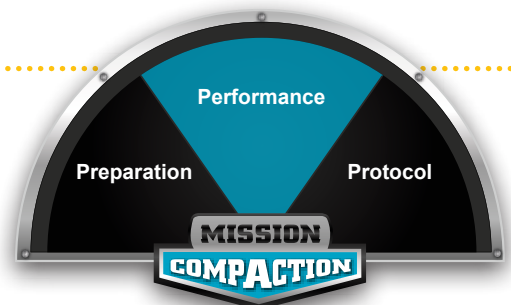
### **ACTIVE BOUNCING CONTROL (ABC)**

This feature on the new CA generation prevents damage and prolongs the lifetime of the roller by eliminating drum double jump, or over-compaction – an action that can destroy components in the machine. ABC is standard in Dynapac Compaction Meters.



*Tools: A fifth generation Dynapac CA soil compactor, equipped with Compaction Optimizer, incorporating Compaction Meter and Dyna@Lyzer with GNSS (optional).*

**STATIC LINEAR LOADS 13 - 80 KG/CM**  
**AMPLITUDE UP TO 2,1 MM**  
**ERGONOMICALLY DESIGNED CAB**  
**CONTINUOUS OPERATOR FEEDBACK**  
**ADVANCED SAFETY FUNCTIONS**  
**LOW FUEL CONSUMPTION AND ENVIRONMENTAL IMPACT**





## **THE MACHINE TAKES THE STRAIN**

The ergonomically designed, air-conditioned cabs on the new generation offer a high level of operator comfort and good visibility over the work area and surroundings. The noise level from the engine is very low. A feature unique to Dynapac CA rollers is a spin-around seat, steering module and display cluster, which allows movement of up to 180 degrees without stress to the neck or body.

## **SAFETY FIRST**

Safety functions include Electronic Drive Control with a “quick brake” function, which shortens braking distances if the lever is moved very fast, and a tilt indicator. Loss of traction, even in the toughest conditions, is swiftly counteracted by an easy-to-use toggling gear shifting system, or with an anti-spin system.

## **LOWER FUEL CONSUMPTION AND ENVIRONMENTAL IMPACT**

The engines can have the Dynapac EcoMode fuel saving system that minimizes fuel consumption and CO<sub>2</sub> emissions by ensuring that the roller does not consume more power than needed at any time. This, together with higher compaction parameters and other improvements, has resulted in a drastic reduction in fuel consumption compared to the previous generation.

## **BEST POSSIBLE OVERALL ECONOMY**

With Dynapac performance, you can achieve first-rate compaction results with maximum uniformity in terms of the bearing strength of each layer, with the best possible overall economy, i.e., lower cost per compacted cubic meter. Mission target reached!



## **BIG FUEL SAVINGS WITH ECO!**

The Atlas Copco Road Construction Equipment division is proud to announce that we have fulfilled our promise to offer customers soil and asphalt rollers with very low fuel consumption. The secret is our EcoMode.

We closely monitored the fuel consumption of the new Dynapac soil compactor range. As a result, we can now confirm that in EcoMode, all the rollers consume 15–20% less diesel fuel than our previous range without EcoMode.

RCE is one of the first manufacturers to equip its rollers with Stage IIIB/T4i engines with very low emissions. The entire ran-

ge of the new CA soil compactors have engines of this type.

When using the Eco-system the percentile saving is higher during compaction than during idling and transportation. Combine the 15-20% fuel savings with biodegradable hydraulic oil and very low noise levels and the result are “green” rollers.

Customers who choose the traction/performance package „Anti-spin & ECO“ will have EcoMode included. EcoMode always comes with adjustable vibration frequency and a frequency meter. For Stage IV/T4f engines also Traction Control is with EcoMode.

*During compaction*

## **FEATURES AND BENEFITS**

### **PERFORMANCE/DURABILITY**

*Thick drum shell ensures compaction performance and long running time before change.*

### **PERFORMANCE**

*Easy accessible scrapers divided to follow drum movement and replacement at low cost.*

### **COMPACTION PERFORMANCE**

*Several compaction data to choose among.*

### **STATIC LINEAR LOAD**

*in steps of 5 kg/cm means there's a machine for all needs.*







**LIGHTS**

Night or day? Choose working/driving lights according to your needs.

**OPERATOR'S STATION**

Three main configurations to choose from, and numerous options.

**PERFORMANCE**

Clean inlet air (combination and cooling) taken in as high as possible.

**SERVICEABILITY**

Cross-mounted engine gives unique service access

**SAFETY**

Sloping engine hood and 1x1 meter view front & rear.

**SAFETY/PERFORMANCE**

Heavy duty rear axle with failsafe brakes.

**ENGINES FROM CUMMINS OR DEUTZ**

4 or 6 cylinders, Stage IIIA (Tier3) and up, your choice.

## AFTER COMPACTION - PROTOCOL

# DOCUMENTING THE MISSION TO ASSURE QUALITY

### **DYNAPAC'S DOCUMENTATION SYSTEM**

Using the built-in Compaction Meter with Dyna@Lyzer with GNSS, each stage of the compaction work is documented and all measured values can be stored. The analysis function enables the compaction work to be replayed.

### **MACHINE USE - LEVEL OF EFFICIENCY**

It enables the complete project to be studied in the office after the task is completed to see how many runs have been allocated over the surface and the level of compaction achieved. It thus provides the opportunity to assess if the roller has been used efficiently.

### **ELIMINATING WEAK SPOTS**

Studying the results reveals any areas that may not have reached compaction due to "hidden" weak spots and measures can be taken to remedy this before construction work is carried out on top.

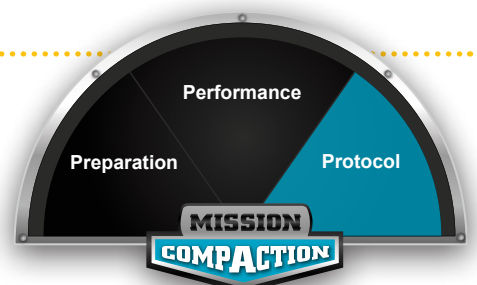
### **QUALITY ASSURANCE / ACCEPTANCE INSPECTION**

High quality documentation is generated for quality assurance and as an indication for acceptance inspection. The results from the acceptance inspection can be entered in the Dyna@Lyzer so that the results from quality control can be collected together in one protocol.



*Tools: PC and data from fifth generation Dynapac CA soil compactors equipped with Dynapac Documentation System.*

**HAS THE SOIL COMPACTOR BEEN USED EFFICIENTLY?**  
**LOCATING POSSIBLE WEAK SPOTS**  
**QUALITY CONTROL**  
**DATA FOR ACCEPTANCE INSPECTION**





# A WORLD FIRST, WITH UNIQUE ADVANTAGES

## ENGINES FROM CUMMINS OR DEUTZ

The new soil vibratory rollers are the first of their type with cross-mounted engines at the rear – and this provides excellent serviceability. They can be equipped with the latest engine emission stages from Cummins or Deutz .

## VERY LOW NOISE LEVEL

The noise level is very low, since the cooling air intake is placed at the top of the hood with the outlet down the sides, combined with the ejector exhaust outlet.

## CLEAN INLET AIR

The position of the combustion air intake also has the advantage of keeping the inlet air as clean as possible, an important factor in the dusty environments in which these rollers operate.

## OPTIMAL WEIGHT DISTRIBUTION AND EASE OF TRANSPORTATION

The cross-mounted engine also gives both optimal weight distribution and ease of transportation as it keeps down machine length. The low profile of the hood gives a 1 x 1 meter view to the rear.

## THICK DRUM SHELL

Ensures a long running time before a drum change is required.

## DIVIDED SCRAPER BLADE

Keeps drum free of material during operation and can be replaced quickly and at low cost.



## ROAD CONSTRUCTION EQUIPMENT SERVICE

Servicing your machines regularly is very important to ensure reliable operation and a long service-life. With pro-active service and preventive maintenance you minimize the risk of high production costs and breakdowns. You can select a service contract that meets your requirement for professional service in order to get the most out of your machine investment.

### ALL-IN-ONE BOX KITS

An all-in-one box, tailored to match your equipment. The parts you need, when you need them! An all-in-one box contains all the parts required as part of the equipment's scheduled maintenance program. When installed by an Atlas Copco certified technician, you keep your downtime to a minimum and your equipment in top condition its entire life.

Easy to obtain and attractively priced, the most effective solution to keep your maintenance budget low.

**Find a suitable kit at** [dynapac.com / kitselector](http://dynapac.com/kitselector)

### FLUIDS

- The right fluid optimizes machine performance
- Simplified selection process, less time spent on finding the right oil
- Delivery in a handy container, no need for transfer from an oil drum
- All-in-one delivery, less time spent on waiting and dealing with different suppliers
- One invoice, less administration

**Find a suitable fluid** at [dynapac.com / fluidselector](http://dynapac.com/fluidselector)

*Please contact your sales rep for more information.*

# A NEW LEVEL OF SERVICEABILITY



## **SERVICE LEVEL ALERT**

A service interval alert in the instrumentation display for comfort cabs indicates when service is required and what action to take.

## **EXCELLENT ACCESS TO ENGINE**

The cross-mounted engine at the rear offers excellent access for all service and maintenance needs. The engine hood is easy to open for quick maintenance and the hydraulic pumps are in line with the engine and fully accessible for service.

## **SUSTAINABILITY PACKAGE**

The CA rollers can be equipped with a Sustainability Package

featuring an rpm management system, biodegradable fill-for-life hydraulic fluid, 50 hours service kit, electrical engine block heater and working lights with LED lamps.

## **CONTROLLING LIFE-CYCLE COSTS**

Dynapac's CostCtrl software on the web and service contracts, including extended warranty, enable you to gain full control over life-cycle costs and maximize machine availability.

## **WHEN YOU NEED US, WE'RE THERE**

Dynapac's international service network offers full support and assistance with all parts and service needs.

## Service

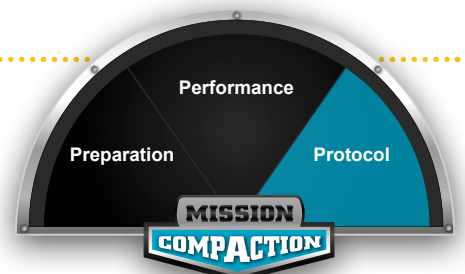
**SERVICE LEVEL INDICATOR**

**EXCELLENT ACCESS TO ENGINE/COMPONENTS**

**SUSTAINABILITY PACKAGE**

**CONTROL OVER LIFE-CYCLE COSTS**

**INTERNATIONAL SERVICE NETWORK**





# A WIDE SELECTION, DYNAPAC CA1500 - CA6500



NoSpin rear axle  
ECO mode & adjust. frequency  
Frequency meter  
Speed limiter  
Tilt Indicator  
**Separate choices:**  
Gradeability Indicator  
Tyres

Dual speed  
Limited slip rear axle  
**Separate choices:**  
Tyres

## Cab



### INCLUDED

Heating: 6 nozzles  
Floor mat: Standard 5 mm  
Panels: Back cover  
Inner roof: Noise absorbing  
Internal rear view mirror: CE-marked  
Hooks: One  
Charger socket: One 24V  
Interior light: Door  
Steering wheel: Adjustable  
Storage: In back cover  
Sun protection: Front screen print  
Windows: Tinted  
Wipers: Front/rear  
CE: Yes  
Operator's station, rotating  
Operator's seat, suspension  
Seat belt 3" with buzzer  
Working lights H3  
Rotating beacon std.  
Rear view mirrors, traffic  
Back-up alarm

## Drums

Smooth (D)  
DCO (CA3500/4000/5000/6000)  
Padfoot (PD)

## Engines

IIIA/T3 or IIB/T4i or IV/T4final

## Traction Systems:

Antispin /ECO  
Traction Control or Traction Control/ECO (Stage IV/T4f)  
Dual Speed



\*PD is not available for CA2500 (3.3) / 2800

No Spin rear axle (Deutz)  
Limited slip rear axle (Cummins)  
Speed limiter  
Tilt Indicator  
**Separate choices:**  
Gradeability Indicator  
Tyres

## Operator Platforms

### Comfort Cab



### CAB FEATURES PLUS BELOW

Heating: 8 nozzles with floor heating  
Floor mat: Thick Noise absorbing 20 mm  
Panels: Covering most steel plates  
Hooks: Two  
Charger socket: One 24V, One 12V  
Interior light: Door w. timer, reading, night light  
Entry light on footsteps/ladder/battery cabinet  
Storage: Back cover, side panel, back upper shelf  
Sun protection: Front screen print, sun visor front, sun curtain back  
Wipers: Front/rear + Interval front  
ACC  
Operator's seat, comfort  
Working lights LED  
Rotating beacon dual LED  
Service interval /daily check in display  
Radio with MP3/USB  
Cooling box  
Foot rest  
Ipod/MP3 holder

### ROPS/FOPS



### INCLUDED

Floor mat: Standard 5 mm  
Panels: Back cover  
Charger socket: One 24V  
Steering wheel: Adjustable  
Storage: In back cover  
CE: Yes  
Operator's station, fixed  
Operator's seat, suspension  
Seat belt 3" with buzzer  
Working lights H3  
Rotating beacon std.  
Rear view mirrors, traffic  
Vandal cover  
Back-up alarm



## OPTIONS

50 hours Service kit & tool box  
Bolt-on padfoot shell (CA1500D-CA5000D)  
Certificate, SBF 127 (Swedish)  
Compaction Meter with ABC  
Dyn@Lyzer, preparation  
Dyn@Lyzer, complete installation  
Decal, risk location  
FleetLink, fleet & service management  
Emergency stop, dual external  
Engine block heater (240V)  
Environmental Certificate (Swedish)

Fire extinguisher  
First aid box  
Fuel tank drainage  
GNSS for Dyn@Lyzer  
Gradeability indicator  
Hearing protector  
Heater, socket (240V) for Cabs  
Hydraulic fluid, bio  
Lights, licence plate  
Lights, reversing, LED  
Scrapers, fixed steel, smooth

Scrapers, flexible, smooth  
Scrapers, fixed steel, pads  
Scrapers, heavy duty, pads  
Sign, Slow Moving Vehicle  
Special Colour, one colour  
Special Colour, two colours  
Tachograph  
Tachograph, preparation  
Tool box  
Tool set  
Field kit, Bolt-on padfoot shell (CA1500D-CA5000D)  
Field kit, Drum conversion, D to PD (CA5500-CA6500)

# TECHNICAL DATA DYNAPAC SOIL COMPACTOR RANGE

	<i>Operating mass, incl. Cab (kg)</i>	<i>Static linear load, kg/cm</i>	<i>Drum width, mm</i>	<i>Frequency / Amplitude</i>	<i>Diesel Engine Power, kW</i>
CA1300D	5000 (ROPS)	13/15	1370	35 Hz / 1.7 mm	55 (IIIB/T4)
CA1300PD	5000 (ROPS)	-	1370	35 Hz / 1.5 mm	55 (IIIB/T4)
CA1400D	6 500 (ROPS)	20	1676	32/32 Hz / 1.7/0.8 mm	55 (IIIB/T4)
CA1400PD	6 500 (ROPS)	-	1676	32/32 Hz / 1.6/0.8 mm	55 (IIIB/T4)
CA1500D	7 000	21	1676	32/36 Hz / 1.8/0.8 mm	55 (IIIB/T4) / 74 (IIIA/T3)
CA1500PD	7 000	-	1676	32/36 Hz / 1.8/0.8 mm	55 (IIIB/T4) / 74 (IIIA/T3)
CA2500D (3.3)	10 200	26	2130	30/30 Hz / 1.8/0.9 mm	82 (IIIA/T3)
CA2500D (4.5)	10 300	26	2130	33/34 Hz / 1.8/0.9 mm	89 (IV/T4) / 97 (IIIA/T3)
CA2500PD (4.5)	11 200	-	2130	30/30 Hz / 2.0/1.1 mm	89 (IV/T4) / 97 (IIIA/T3)
CA2800D	12 200	36	2130	33/34 Hz / 1.8/0.9 mm	97 (IIIA/T3)
CA3500D	12 100	36	2130	31/34 Hz / 1.9/0.9 mm	97 (IV/T4) / 97 (IIIA/T3)
CA3500PD	12 100	-	2130	30/30 Hz / 1.8/1.0 mm	97 (IV/T4) / 97 (IIIA/T3)
CA3600D	12 500	36	2130	31/34 Hz / 1.9/0.9 mm	128 (IIIA/T3) / 129 (IIIB/T4i)
CA3600PD	12 500	-	2130	30/30 Hz / 1.8/1.0 mm	128 (IIIA/T3) / 129 (IIIB/T4i)
CA4000D	13 300	41	2130	30/30 Hz / 2.0/0.8 mm	119 (IIIA/T3 & IIIB/T4i)
CA4000PD	13 300	-	2130	30/30 Hz / 2.0/1.0 mm	119 (IIIA/T3 & IIIB/T4i)
CA4600D	13 700	41	2130	30/30 Hz / 2.0/0.8 mm	128 (IIIA/T3) / 129 (IIIB/T4i)
CA4600PD	13 600	-	2130	30/30 Hz / 2.0/1.0 mm	128 (IIIA/T3) / 129 (IIIB/T4i)
CA5000D	16 200	50	2130	29/30 Hz / 2.1/0.8 mm	128 (IIIA/T3) / 129 (IIIB/T4i)
CA5000PD	16 500	-	2130	29/30 Hz / 1.9/1.0 mm	128 (IIIA/T3) / 129 (IIIB/T4i)
CA5500D	18 400	55	2130	29/30 Hz / 2.1/0.8 mm	128 (IIIA/T3) / 129 (IIIB/T4i)
CA5500PD	18 200	-	2130	29/30 Hz / 2.1/0.8 mm	128 (IIIA/T3) / 129 (IIIB/T4i)
CA6000D	19 500	60	2130	29/30 Hz / 2.1/0.8 mm	150 (IIIA/T3 & IIIB/T4i)
CA6000PD	19 300	-	2130	29/30 Hz / 2.1/0.8 mm	150 (IIIA/T3 & IIIB/T4i)
CA6500D	20 900	65	2130	29/30 Hz / 2.1/0.8 mm	150 (IIIA/T3 & IIIB/T4i)
CA6500PD	20 800	-	2130	29/30 Hz / 2.1/0.8 mm	150 (IIIA/T3 & IIIB/T4i)
CA702D	26 900	81	2130	28/30 Hz / 2.0/1.3 mm	164 (IIIA/T3)
CA702PD	26 900	-	2130	28/30 Hz / 2.0/1.3 mm	164 (IIIA/T3)

## DYNAPAC COMPACTION OPTIMIZER

CA3500DCO	12 200	36	2130	28 Hz / 0-2 mm	97 (IV/T4) / 97 (IIIA/T3)
CA4000DCO	13 400	41	2130	28 Hz / 0-2 mm	119 (IIIA/T3 & IIIB/T4i)
CA5000DCO	16 300	50	2130	28 Hz / 0-2 mm	128 (IIIA/T3) / 129 (IIIB/T4i)
CA6000DCO	19 600	60	2130	28 Hz / 0-2 mm	150 (IIIA/T3 & IIIB/T4i)

## COMMITTED TO SUSTAINABLE PRODUCTIVITY

We stand by our responsibilities towards our customers, towards the environment and the people around us. We make performance stand the test of time.

This is what we call - Sustainable Productivity.

### Dynapac Compaction Equipment AB

Industrivägen 2, 371 31 Karlskrona, Sweden

Phone: +46 455 30 60 00 - Fax: +46 455 30 60 30 [www.atlascopco.com](http://www.atlascopco.com)

