

WITHSTANDING THE ELEMENTS

QES generators

Sustainable Productivity

Atlas Copco



Withstanding the elements

QES generators

Specifically developed for construction and general rental industries, the QES range is easy to use and straightforward to maintain. It's the practical predictable power choice –even for the most demanding worksites.

The corrosion treated, water-proof canopy, along with the ability to work at high and low ambient temperatures makes the QES range a great choice. With all the options you could ever need and ready operate in just a few seconds, this range is ready to withstand whatever the elements can throw at it.



2 CLICKS
TO POWER

UP TO 26 UNITS
(<50kVA MODELS)

STABLE
POWER
< 10 SECONDS

SERVICE
< 2^H EVERY 500^H

WATER-PROOF
CANOPY

500^H

100% LOAD
STEP
CAPABILITY

AMBIENT
TEMPERATURE
> 40^c

2 LEVELS
(<50kVA MODELS)

Data may change depending on model.

Built for you

The OES range has been designed with the customer in mind.
It's easy to move, operate and service

Sustainable Productivity

Atlas Copco





STANDARD FEATURES

Ergonomic terminal board

- Qc1011™, Qc 1112™ and Qc 2212™ manual start controllers (depending on model)
- 4 poles main circuit breaker
- Earth leakage protection and earth pin
- Dedicated socket compartment
- Emergency stop



Noise protection

- Sound attenuated and rugged galvanized steel enclosure



Clean system

- Dual stage heavy duty air filter with safety cartridge
- Dual stage fuel filter with water separator

Transport efficiency

- Lifting frame structure to withstand up to four times the weight of the generator
- Heavy duty base frame for regular mobilization
- Ultra compact footprint to simplify truck loading and storage



Easy and quick Installation

- Plug and play cable connection
- Pass through cable path, natural bend and strain relief
- Plexi cover for terminal board protection

Guaranteed for the heat

- Specifically designed to work at high ambient temperatures, over 40°C


Easy access from outside

- External drain points
- External fuel fill cap for easy refueling

Environmentally conscious

- Spillage free frame
- 110% self containment (optional on QES 250-500 S2)
- Fuel efficient power pack

QES range



Easy maintenance

- Big doors and service plates for superior accessibility
- 500 hours service maintenance intervals



Withstanding the elements

- Galvanized steel canopy and powder paint coating which undergoes a 720 hour spray test ensures corrosion resistance
- Nitrogen cutting and double layer painting base frame which undergoes a 480 hour spray test ensures corrosion resistance
- Waterproofing treatment

Atlas Copco

Withstanding the elements

A QES generator guarantees power. The corrosion treated, water-proof canopy, along with the ability to work at high and low ambient temperatures gives complete peace of mind

Sustainable Productivity

Atlas Copco



Putting you in control

It's your generator, have it your way!



MECHANICAL OPTIONS

- Manual oil drain pump (standard in models > 250kVA)
- External fuel tank connection and quick couplings
- Cold start
- Integrated long autonomy fuel tank
- Skid frame
- Site and road trailers
- Special colours

Options available may change depending on model selected. Please consult with your local Atlas Copco customer centre.



ELECTRICAL OPTIONS

- Battery charger
- Battery cut-off switch
- Coolant heater
- Sockets panels or power locks
- Qc 2112™ AMF controller (upgrade only available for Qc 1112™)
- Insulation monitoring relay
- Inputs and outputs expansion modules (only for Qc 2212™)
- Communication modules
- Dual frequency switch
- Automatic fuel filling transfer pump (only for Qc 2212™)

Are you looking for paralleling, load sharing or power export?

With QES generators from 250kVA you can always choose the best solution:

- Multiple gensets synchronization controller (with the Qc 3012™)
- AMF synchronization controller (with the Qc 3111™)



Working together!

The standard Digital AVR (DAVR) and a 300% short-circuit capability within 20 seconds will allow you to start any electrical motor.

It is the perfect partner for WEDA pumps!

Sustainable Productivity

Atlas Copco




Do you always have the right sockets to connect your load?

- Single phase option: if you need a lower power output, for a handheld tool or pump, for example. In addition, three different socket options are available depending on your local power standard.
- CEE 400V from 16A to 125A sockets when you need to get the maximum power output from your generator.




Model	QES 9	QES 14-20	QES 30-40	QES 60-200	QES 250-500
Standard controller	Qc1011	Qc1011	Qc1011	Qc1112	Qc 2212
Optional AMF controller	-	-	-	Qc2112	Qc3012 Qc3111
Single phase socket	1	1	1	2	1
CEE 400V3P+N+G 16A	2	1	1	1	1
CEE 400V3P+N+G 32A	-	1	-	1	1
CEE 400V3P+N+G 63A	-	-	1	1	1
CEE 400V3P+N+G 125A	-	-	-	-	2

QES EU Stage IIIA



QES 9-20



QES 30-40



QES 60



TECHNICAL DATA

Electrical data		QES 9	QES 14	QES 20	QES 30	QES 40	QES 60
Rated frequency	Hz	50	50	50	50	50	50
Exhaust gas emission compliance		Below 19 kW	Below 19 kW	EU Stage IIIA	EU Stage IIIA	EU Stage IIIA	EU Stage IIIA
Rated voltage ⁽²⁾	V	400	400	400	400	400	400
Prime power (PRP)	kVA / kW	9 / 7,2	13,8 / 11	20 / 16	30 / 24	42 / 34	61 / 49
Rated standby power (ESP)	kVA / kW	10 / 8	16 / 12,8	21,5 / 17,2	33 / 26	46 / 37	66 / 53
Power factor cos φ		0,8	0,8	0,8	0,8	0,8	0,8
Rated current (PRP)	A	13	20	29	43	61	88
Performance class acc. ISO-8528/5		G2	G2	G2	G2	G2	G2
Operating temperature (min/max) ⁽³⁾	°C	-25 / 50	-25 / 50	-25 / 50	-25 / 50	-25 / 50	-25 / 50

Fuel consumption							
Fuel tank capacity (Standard/24-48H/1000l fuel tank)	l	55 / 250 / 990	55 / 250 / 990	55 / 250 / 990	105 / 480	105 / 480	160 / 520
Fuel consumption at 100% PRP load	l / h	2,4	3,5	5	6,9	9,8	14
Fuel autonomy at full load (Standard / 24-48H / 1000l fuel tank)	h	22 / 104 / 412	15 / 71 / 282	11 / 50 / 198	15 / 69	10 / 48	11 / 37

Engine							
Model		Kubota D1105-BG2	Kubota D1703-M-BG	Kubota V2403-M-BG	Kubota V3300-DI-BG	Kubota V3800-DI-T-E3BG	John Deere 4045HFU81
Speed	rpm	1500	1500	1500	1500	1500	1500
Rated net power (with fan)	kW _m	8,4	12,8	18,8	27	38	54
Aspiration		Natural aspired	Natural aspired	Natural aspired	Natural aspired	Turbocharged	Turbocharged with aftercooler
Speed control		Mechanical	Electronic	Electronic	Electronic	Electronic	Mechanical
Number of cylinders		3	3	4	4	4	4
Coolant		Coolant	Coolant	Coolant	Coolant	Coolant	Coolant
Swept volume	l	1,12	1,7	2,4	3,3	3,8	4,5

Alternator							
Model		Mecc Alte ECP3-1LN/4	Mecc Alte ECP3-3L/4	Mecc Alte ECP28-M/4	Mecc Alte ECP28-VL/4	Mecc Alte ECP32-3S/4	Mecc Alte ECP32-2M/4B
Rated Output (ESP 27°C / PRP 40°C)	kVA	11,8 / 11	16 / 15	21,5 / 20	33 / 30	48 / 43	71 / 63
Degree of protection / Insulation class		IP 23 / H	IP 23 / H	IP 23 / H	IP 23 / H	IP 23 / H	IP 23 / H
Excitation type / AVR model		MAUX / DSR	MAUX / DSR	MAUX / DSR	MAUX / DSR	MAUX / DSR	MAUX / DSR

Noise level							
Sound power level (LwA)	dB(A)	90	90	91	92	92	91
Sound pressure level (LpA) at 7m	dB(A)	63	63	64	66	66	65

Dimensions and weight							
Length (standard / skid)	mm	1750 / 1800	1750 / 1800	1750 / 1800	2200 / 2250	2200 / 2250	2255 / 2300
Width (standard / skid)	mm	840 / 944	840 / 944	840 / 944	940 / 1045	940 / 1045	1130
Height (Standard / 24-48H / 1000l fuel tank)	mm	1120 / 1530 / 1950	1120 / 1530 / 1950	1120 / 1530 / 1950	1270 / 1710	1270 / 1710	1615 / 2015
Weight wet without fuel (Standard / 24-48H / 1000l fuel tank)	kg	580 / 700 / 980	680 / 800 / 1080	740 / 860 / 1140	970 / 1150	1040 / 1220	1500 / 1680



Electrical data		QES 85	QES 105	QES 120	QES 150	QES 200	QES 250	QES 325	QES 400	QES 500
Rated frequency ⁽¹⁾	Hz	50 60	50 60	50 60	50 60	50 60	50 60	50 60	50 60	50 60
Exhaust gas emission compliance		EU Stage IIIA	EU Stage IIIA	EU Stage IIIA	EU Stage IIIA	EU Stage IIIA	EU Stage IIIA	EU Stage IIIA	EU Stage IIIA	EU Stage IIIA
Rated voltage ⁽²⁾	V	400 480	400 480	400 480	400 480	400 480	400 480	400 480	400 480	400 480
Prime power (PRP)	kVA / kW	84 / 67 84 / 67	104 / 83 104 / 83	120 / 96 120 / 96	150 / 120 160 / 128	200 / 160 209 / 167	250 / 200 259 / 207	326 / 261 347 / 277	400 / 320 409 / 327	500 / 400 590 / 500
Rated standby power (ESP)	kVA / kW	91 / 73 92 / 74	114 / 91 115 / 92	132 / 105 132 / 105	164 / 131 176 / 141	220 / 176 230 / 184	275 / 220 289 / 231	356 / 285 379 / 303	437 / 350 447 / 357	546 / 437 625 / 500
Power factor cos φ		0,8	0,8	0,8	0,8	0,8	0,8	0,8	0,8	0,8
Rated current (PRP)	A	121 101	150 125	173 144	216 192	289 251	362 311	473 417	580 493	725 710
Performance class acc. ISO-8528/5		G3	G3	G3	G3	G3	G3	G3	G3	G3
Operating temperature (min/max) ⁽³⁾	°C	-25 / 50	-25 / 50	-25 / 50	-25 / 50	-25 / 50	-25 / 50	-25 / 50	-25 / 50	-25 / 50

Fuel consumption										
Fuel tank capacity (Standard/24-48H/1000l fuel tank)	l	230 / 680	230 / 680	230 / 680	375 / 950	375 / 950	405 / 1180	590 / 1625	590 / 1625	1055 / 2100
Fuel consumption at 100% PRP load	l / h	18,5 20	23,4 24,2	27,1 27,3	32,5 35,3	44,1 46,5	52 56	68 71	83 87	103 119
Fuel autonomy at full load (Standard / 24-48H / 1000l fuel tank)	h	12 / 36 12 / 34	10 / 29 10 / 28	8 / 25 8 / 25	11 / 29 10 / 27	8 / 21 8 / 20	8 / 22 7 / 21	9 / 24 8 / 23	7 / 19 7 / 19	10 / 20 9 / 18

Engine										
Model		John Deere 4045HFU82_A	John Deere 4045HFU82_B	John Deere 4045HFU82_C	John Deere 6068HFU82_A	John Deere 6068HFU82_B	Volvo TAD 754 GE	Volvo TAD 1351 GE	Volvo TAD 1355 GE	Volvo TAD 1651 GE
Speed	rpm	1500 1800	1500 1800	1500 1800	1500 1800	1500 1800	1500 1800	1500 1800	1500 1800	1500 1800
Rated net power (with fan)	kW _m	73 72	90 89	105 103	134 136	175 178	217 219	279 294	355 344	430 494
Aspiration		Turbocharged with aftercooler	Turbocharged with aftercooler	Turbocharged with aftercooler	Turbocharged with aftercooler	Turbocharged with aftercooler	Turbocharged with aftercooler	Turbocharged with aftercooler	Turbocharged with aftercooler	Turbocharged with aftercooler
Speed control		Electronic	Electronic	Electronic	Electronic	Electronic	Electronic	Electronic	Electronic	Electronic
Number of cylinders		4	4	4	6	6	6	6	6	6
Coolant		Coolant	Coolant	Coolant	Coolant	Coolant	Coolant	Coolant	Coolant	Coolant
Swept volume	l	4,5	4,5	4,5	6,8	6,8	7,15	12,8	12,8	16,1

Alternator										
Model		Mecc Alte ECP34-1S/4	Mecc Alte ECP34-2S/4	Mecc Alte ECP34-1L/4	Mecc Alte ECP34-2L/4	Mecc Alte ECO38-2S/4	Mecc Alte ECO38-1L	Mecc Alte ECO38-3L	Mecc Alte ECO40-1S	Mecc Alte ECO40-3S
Rated Output (ESP 27°C / PRP 40°C)	kVA	95 / 85 108 / 102	116 / 105 132 / 126	148 / 135 172 / 162	164 / 150 202 / 192	220 / 200 253 / 240	275 / 250 316 / 300	370 / 350 432 / 420	437 / 400 500 / 480	546 / 500 625 / 600
Degree of protection / Insulation class		IP 23 / H	IP 23 / H	IP 23 / H	IP 23 / H	IP 23 / H	IP 23 / H	IP 23 / H	IP 23 / H	IP 23 / H
Excitation type / AVR model		MAUX / DSR	MAUX / DSR	MAUX / DSR	MAUX / DSR	MAUX / DSR	MAUX / DSR	MAUX / DSR	MAUX / DER1	MAUX / DER1

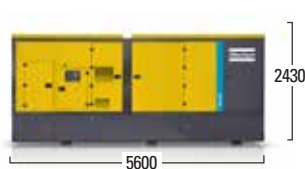
Noise level										
Sound power level (LwA)	dB(A)	89 92	92 95	95 98	93 96	97 101	97 100	97 100	97 100	98 101
Sound pressure level (LpA) at 7m	dB(A)	63 66	66 69	69 72	67 70	71 75	71 74	71 74	71 74	72 75

Dimensions and weight										
Length (standard / skid)	mm	2900 / 2980	2900 / 2980	2900 / 2980	3265 / 3350	3265 / 3350	3675 / 3755	4580 / 4660	4580 / 4660	5000 / 5080
Width (standard / skid)	mm	1150	1150	1150	1170	1170	1400 / 1450	1500 / 1550	1500 / 1550	1650 / 1700
Height (Standard / 24-48H / 1000l fuel tank)	mm	1710 / 2085	1710 / 2085	1710 / 2085	1860 / 2226	1860 / 2226	2065 / 2235	2235 / 2500	2235 / 2500	2300 / 2625
Weight wet without fuel (Standard / 24-48H / 1000l fuel tank)	kg	1765 / 2000	1855 / 2090	1910 / 2140	2110 / 2400	2210 / 2500	3220 / 3720	4600 / 4985	4830 / 5215	5835 / 6265


(1) Dual frequency models available as an option, please consult.

(2) Other voltages available, please consult.

(3) Depending on models, some additional options are available for low temperatures.



QES 800-800 DF



QES 900-1000-1000 DF-1150-1250-1250 DF

TECHNICAL DATA

Electrical data		QES 800	QES 800 DF	QES 900	QES 1000	QES 1000 DF	QES 1150	QES 1250	QES 1250 DF
Rated frequency ⁽¹⁾	Hz	50	50 60	50	50	50 60	50	50	50 60
Exhaust gas emission compliance		Not applicable	Not applicable	Not applicable	Not applicable	Not applicable	Not applicable	Not applicable	Not applicable
Rated voltage ⁽²⁾	V	400	400 480	400	400	400 480	400	400	400 480
Prime power (PRP)	kVA / kW	800 / 640	800 / 640 783 / 626	910 / 728	1011 / 808	1011 / 808 1107 / 885	1144 / 915	1270 / 1016	1270 / 1016 1232 / 985
Rated standby power (ESP)	kVA / kW	874 / 699	874 / 699 861 / 689	1015 / 812	1115 / 892	1115 / 892 1215 / 973	1250 / 1000	1420 / 1136	1420 / 1136 1355 / 1084
Power factor cos φ		0,8	0,8	0,8	0,8	0,8	0,8	0,8	0,8
Rated current (PRP)	A	1154	1154 942	1313	1458	1458 1331	1650	1832	1832 1482
Performance class acc. ISO-8528/5		G3	G3	G3	G3	G3	G3	G3	G3
Operating temperature (min/max) ⁽³⁾	°C	-15 / 50	-15 / 50	-15 / 50	-15 / 50	-15 / 50	-15 / 50	-15 / 50	-15 / 50
Fuel consumption									
Fuel tank capacity (Standard/24-48H/1000l fuel tank)	l	1100	1100	1400	1400	1400	1400	1400	1400
Fuel consumption at 100% PRP load	l / h	163	163 156	180	198	198 225	223	246	247 246
Fuel autonomy at full load (Standard / 24-48H / 1000l fuel tank)	h	6,7	6,7 7	7,8	7,1	7,1 6,2	6,3	5,7	5,7 5,7
Engine									
Model		MTU 12V2000G26F	MTU 12V2000B76	MTU 16V2000G16F	MTU 16V2000G26F	MTU 16V2000B76	MTU 16V2000G36F	MTU 18V2000G26F	MTU 18V2000B76
Speed	rpm	1500	1500 1800	1500	1500	1500 1800	1500	1500	1500 1800
Rated net power (with fan)	kW _m	709	709 716	806	890	890 998	1000	1102	1102 1097
Aspiration		Turbocharged with aftercooler	Turbocharged with aftercooler	Turbocharged with aftercooler	Turbocharged with aftercooler	Turbocharged with aftercooler	Turbocharged with aftercooler	Turbocharged with aftercooler	Turbocharged with aftercooler
Speed control		Electronic	Electronic	Electronic	Electronic	Electronic	Electronic	Electronic	Electronic
Number of cylinders		12	12	16	16	16	16	18	18
Coolant		Coolant	Coolant	Coolant	Coolant	Coolant	Coolant	Coolant	Coolant
Swept volume	l	26,8	26,8	35,7	35,7	35,7	35,7	40,2	40,2
Alternator									
Model		Mecc Alte ECO43-1S	Mecc Alte ECO43-1S	Mecc Alte ECO43-1M	Mecc Alte ECO43-1M	Mecc Alte ECO43-1M	Mecc Alte ECO43-2M	Mecc Alte ECO43-2L	Mecc Alte ECO43-2L
Rated Output (ESP 27°C / PRP 40°C)	kVA	874 / 800	874 / 800 1008 / 960	1120 / 1025	1120 / 1025	1120 / 1025 1300 / 1250	1250 / 1150	1420 / 1300	1420 / 1300 1630 / 1560
Degree of protection / Insulation class		IP 23 / H	IP 23 / H	IP 23 / H	IP 23 / H	IP 23 / H	IP 23 / H	IP 23 / H	IP 23 / H
Excitation type / AVR model		MAUX / DER1	MAUX / DER1	MAUX / DER1	MAUX / DER1	MAUX / DER1	MAUX / DER1	MAUX / DER1	MAUX / DER1
Noise level									
Sound power level (LwA)	dB(A)	103	103	104	104	104	104	105	105
Sound pressure level (LpA) at 7m	dB(A)	75	75	76	76	76	76	77	77
Dimensions and weight									
Length (standard / skid)	mm	5600	5600	6500	6500	6500	6500	6500	6500
Width (standard / skid)	mm	1860	1860	2040	2040	2040	2040	2040	2040
Height (Standard / 24-48H / 1000l fuel tank)	mm	2430	2430	2680	2680	2680	2680	2680	2680
Weight wet without fuel (Standard / 24-48H / 1000l fuel tank)	kg	9220	9220	11.500	11.650	11.650	11.800	12.920	12.920

(2) Other voltages available, please consult.

(3) Some options need to be mounted to reach low temperature use.





Dust, high temperatures, tough environments?

QES generators withstand them all

Sustainable Productivity

Atlas Copco

QES (non regulated)



TECHNICAL DATA

Electrical data		QES 9 QES 11	QES 14 QES 16	QES 20 QES 25	QES 30 QES 35	QES 40 QES 50	QES 65 QES 75	QES 85 QES 95	QES 100 QES 115
Rated frequency	Hz	50 60	50 60	50 60	50 60	50 60	50 60	50 60	50 60
Exhaust gas emission compliance		Below 19 Kw N/A	Below 19 Kw N/A	EU Stage IIIA N/A	EU Stage IIIA N/A	EU Stage II N/A	N/A	N/A	N/A
Rated voltage ⁽¹⁾	V	400 220	400 220	400 220	400 220	400 220	400 480	400 480	400 480
Prime power (PRP)	kVA / kW	9 / 7,2 11 / 8,8	13,8 / 11 16,6 / 13,3	20 / 16 23 / 18,4	30 / 24 34 / 27,3	42 / 34 50 / 40	63 / 50 75 / 60	84 / 67 94 / 76	102 / 81 113 / 90
Rated standby power (ESP)	kVA / kW	10 / 8 12,6 / 10,1	16 / 12,8 18,8 / 15	21,5 / 17,2 23,6 / 18,9	33 / 26 37 / 29,3	46 / 37 54 / 43	71 / 57 78 / 62	92 / 74 105 / 84	112 / 89 124 / 99
Power factor cos φ		0,8	0,8	0,8	0,8	0,8	0,8	0,8	0,8
Rated current (PRP)	A	13 29	20 44	29 60	43 89	61 131	91 90	122 113	148 136
Performance class acc. ISO-8528/5		G2	G2	G2	G2	G2 G1	G2	G2	G2
Operating temperature (min/max) ⁽²⁾	°C	-25 / 50	-25 / 50	-25 / 50	-25 / 50	-25 / 50	-25 / 50	-25 / 50	-25 / 50


Fuel consumption									
Fuel tank capacity (Standard/24-48H/1000l fuel tank)	l	55 / 250 / 990	55 / 250 / 990	55 / 250 / 990	105 / 480	105 / 480	160 / 520	230 / 680	230 / 680
Fuel consumption at 100% PRP load	l / h	2,4 3,1	3,5 4,4	5 6	6,9 8	9,8 11	13,1 15,8	17,6 20,2	22 25
Fuel autonomy at full load (Standard / 24-48H / 1000l fuel tank)	h	22 / 104 / 412 18 / 82 / 323	15 / 71 / 282 12 / 57 / 226	11 / 50 / 198 9 / 41 / 165	15 / 69 13 / 60	10 / 48 9 / 43	12 / 40 10 / 33	13 / 39 11 / 34	10 / 31 9 / 27

Engine									
Model		Kubota D1105-BG2	Kubota D1703-M-BG	Kubota V2403-M-BG	Kubota V3300-DI-BG	Kubota V3800-DI-TE2BG	John Deere 4045TF120	John Deere 4045TF220	John Deere 4045HF120
Speed	rpm	1500 1800	1500 1800	1500 1800	1500 1800	1500 1800	1500 1800	1500 1800	1500 1800
Rated net power (with fan)	kW _m	8,4 9,5	12,8 15,1	18,8 22,1	27 30,7	38 45	60 66	73 81	88 96
Aspiration		Natural aspirated	Natural aspirated	Natural aspirated	Natural aspirated	Turbocharged	Turbocharged	Turbocharged	Turbocharged with aftercooler
Speed control		Mechanical	Electronic	Electronic	Electronic	Electronic	Mechanical	Mechanical	Mechanical
Number of cylinders		3	3	4	4	4	4	4	4
Coolant		Coolant	Coolant	Coolant	Coolant	Coolant	Coolant	Coolant	Coolant
Swept volume	l	1,12	1,7	2,4	3,3	3,8	4,5	4,5	4,5

Alternator									
Model		Mecc Alte ECP3-1LN/4	Mecc Alte ECP3-3L/4	Mecc Alte ECP28-M/4	Mecc Alte ECP28-VL/4	Mecc Alte ECP32-3S/4	Mecc Alte ECP32-2M/4B	Mecc Alte ECP34-1S/4	Mecc Alte ECP34-2S/4
Rated Output (ESP 27°C / PRP 40°C)	kVA	11,8 / 11 13,8 / 13,2	16 / 15 18,8 / 18	21,5 / 20 23,6 / 23	33 / 30 37 / 36	48 / 43 54 / 51	71 / 63 78 / 75,5	95 / 85 108 / 102	116 / 105 132 / 126
Degree of protection / Insulation class		IP 23 / H	IP 23 / H	IP 23 / H	IP 23 / H	IP 23 / H	IP 23 / H	IP 23 / H	IP 23 / H
Excitation type / AVR model		MAUX / DSR	MAUX / DSR	MAUX / DSR	MAUX / DSR	MAUX / DSR	MAUX / DSR	MAUX / DSR	MAUX / DSR

Noise level									
Sound power level (LwA)	dB(A)	90 92	90 92	91	92 93	91 93	92 95	92 95	93 96
Sound pressure level (LpA) at 7m	dB(A)	63 66	63 66	64 65	66 67	65 67	66 69	66 69	67 70

Dimensions and weight									
Length (standard / skid)	mm	1750 / 1800 1750	1750 / 1800 1750	1750 / 1800 1750	2200 / 2250 2200	2200 / 2250 2200	2255 / 2300	2900 / 2980	2900 / 2980
Width (standard / skid)	mm	840 / 944 840	840 / 944	840 / 944 840	940 / 1045 940	940 / 1045 940	1130	1150	1150
Height (Standard / 24-48H / 1000l fuel tank)	mm	1120 / 1530 / 1950	1120 / 1530 / 1950	1120 / 1530 / 1950	1270 / 1710	1270 / 1710	1615 / 2015	1710 / 2085	1710 / 2085
Weight wet without fuel (Standard / 24-48H / 1000l fuel tank)	kg	580 / 700 / 980	680 / 800 / 1080	740 / 860 / 1140	970 / 1150	1040 / 1220	1500 / 1680	1765 / 2000	1855 / 2090



Electrical data		QES 125 QES 135	QES 155 QES 170	QES 200 QES 205	QES 250	QES 320	QES 400	QES 500
Rated frequency	Hz	50 60	50 60	50 60	50 60	50 60	50 60	50 60
Exhaust gas emission compliance		N/A	N/A	N/A	EU Stage II	EU Stage II	EU Stage II	EU Stage II
Rated voltage ⁽¹⁾	V	400 480	400 480	400 480	400 480	400 480	400 480	400 480
Prime power (PRP)	kVA / kW	123 / 99 136 / 109	157 / 126 171 / 137	197 / 157 203 / 162	249 / 199 255 / 204	321 / 257 347 / 277	400 / 320 466 / 373	500 / 400 580 / 464
Rated standby power (ESP)	kVA / kW	135 / 108 150 / 120	173 / 139 188 / 151	217 / 173 213 / 170	275 / 220 286 / 229	352 / 281 380 / 304	437 / 350 500 / 400	546 / 437 625 / 500
Power factor cos φ		0,8	0,8	0,8	0,8	0,8	0,8	0,8
Rated current (PRP)	A	178 164	228 206	284 244	360 307	466 417	580 561	725 697
Performance class acc. ISO-8528/5		G2	G2	G2	G3	G3	G3	G3
Operating temperature (min/max) ⁽²⁾	°C	-25 / 50	-25 / 50	-25 / 50	-25 / 50	-25 / 50	-25 / 50	-25 / 50
Fuel consumption								
Fuel tank capacity (Standard/24-48H/1000l fuel tank)	l	375 / 950	375 / 950	375 / 950	405 / 1180	590 / 1625	590 / 1625	1055 / 2100
Fuel consumption at 100% PRP load	l / h	26,4 31,7	33,5 41,4	44,4 44,4	52 56	68 71	83 87	103 119
Fuel autonomy at full load (Standard / 24-48H / 1000l fuel tank)	h	14 / 36 12 / 30	11 / 28 9 / 23	9 / 23 8 / 21	8 / 22 7 / 21	9 / 24 8 / 23	7 / 19 7 / 19	10 / 20 9 / 18
Engine								
Model		John Deere 6068TF220	John Deere 6068HF120	John Deere 6068HFG20	Volvo TAD 734 GE	Volvo TAD 1341 GE	Volvo TAD 1344 GE	Volvo TAD 1641 GE
Speed	rpm	1500 1800	1500 1800	1500 1800	1500 1800	1500 1800	1500 1800	1500 1800
Rated net power (with fan)	kW _m	106 115	135 144	170 174	213 216	275 294	354 392	430 485
Aspiration		Turbocharged	Turbocharged with aftercooler	Turbocharged with aftercooler	Turbocharged with aftercooler	Turbocharged with aftercooler	Turbocharged with aftercooler	Turbocharged with aftercooler
Speed control		Mechanical	Mechanical	Mechanical	Electronic	Electronic	Electronic	Electronic
Number of cylinders		6	6	6	6	6	6	6
Coolant		Coolant	Coolant	Coolant	Coolant	Coolant	Coolant	Coolant
Swept volume	l	6,8	6,8	6,8	7,15	12,8	12,8	16,1
Alternator								
Model		Mecc Alte ECP34-1L/4	Mecc Alte ECP34-2L/4	Mecc Alte ECO38-2S/4 Mecc Alte ECO38-1S/4	Mecc Alte ECO38-1L	Mecc Alte ECO38-3L	Mecc Alte ECO40-1S	Mecc Alte ECO40-3S
Rated Output (ESP 27°C / PRP 40°C)	kVA	148 / 135 172 / 162	164 / 150 202 / 192	220 / 200 230 / 220	275 / 250 316 / 300	370 / 350 432 / 420	437 / 400 500 / 480	546 / 500 625 / 600
Degree of protection / Insulation class		IP 23 / H	IP 23 / H	IP 23 / H	IP 23 / H	IP 23 / H	IP 23 / H	IP 23 / H
Excitation type / AVR model		MAUX / DSR	MAUX / DSR	MAUX / DSR	MAUX / DSR	MAUX / DSR	MAUX / DER1	MAUX / DER1
Noise level								
Sound power level (LwA)	dB(A)	91 95	92 97	97 99	97 100	97 100	97 100	98 101
Sound pressure level (LpA) at 7m	dB(A)	64 69	66 71	71 73	71 74	71 74	71 74	72 75
Dimensions and weight								
Length (standard / skid)	mm	3265 / 3350	3265 / 3350	3265 / 3350	3675 / 3755	4580 / 4660	4580 / 4660	5000 / 5080
Width (standard / skid)	mm	1150	1150	1150	1400 / 1450	1500 / 1550	1500 / 1550	1650 / 1700
Height (Standard / 24-48H / 1000l fuel tank)	mm	1860 / 2226	1860 / 2226	1860 / 2226	2065 / 2235	2235 / 2500	2235 / 2500	2300 / 2625
Weight wet without fuel (Standard / 24-48H / 1000l fuel tank)	kg	2010 / 2300	2110 / 2400	2210 / 2500	3220 / 3720	4600 / 4985	4830 / 5215	5835 / 6265

Preliminary data for some QES JD models

(1) Other voltages available, please consult.

(2) Depending on models, some additional options are available for low temperatures.

Portable Energy Solutions Portfolio

AIR COMPRESSORS

READY TO GO

- 1-5 m³/min
- 7-12 bar



VERSATILITY

- 5,5-22 m³/min
- 7-20 bar



PRODUCTIVITY PARTNER

- 19-116 m³/min
- 10-345 bar



Diesel and electric options available

GENERATORS

PORTABLE

- 1,6-13,9 kVA



MOBILE

- 9-1250* kVA



INDUSTRIAL

- 10-1250* kVA



*Multiple configurations available to produce power for any size application

DEWATERING PUMPS

ELECTRIC SUBMERSIBLE

- 250-16.500 l/min



CENTRIFUGAL

- 833-23.300 l/min



SMALL PORTABLE

- 210-2500 l/min



Diesel and electric options available

LIGHT TOWERS

LED



METAL HALIDE



ELECTRIC



Committed to sustainable productivity

Atlas Copco's Portable Energy division has a forward-thinking philosophy. For us, creating customer value is all about anticipating and exceeding your future needs – while never compromising our environmental principles. Looking ahead and staying ahead is the only way we can ensure we are your long term partner.

www.atlascopco.com

Atlas Copco