

PN: 422070 220V 422150 230V **422160 230V**
421936 230V 422143 240V 422147 240V
422141 240V **422149 240V**

Introduction

► Feature

- Lifting capacity: 300 kg wire rope top layer
Lifting height: 24 m
Lifting speed: 9 – 13 m/min
Brake: Electromagnetic and mechanical ratchet
Limit protection: Lifting and lowering limiters
Control: Pendant switch powers the winch

► Unpacking

- Winch assembly 1pc
- Wire rope 4.8 mm x 25 m (A7X19) 1pc
- **Wire rope 5 mm x 25 m(19X7)untwisted for PN:422149** 1pc
- Weight hook CHW-0033 1pc
- Power lead 1.5 mm² x 3C x 5 m and plug 1pc
- Power lead 1.5 mm² x 3C x 3 m and plug for PN:422143/422141 1pc
- Pendant switch PB-317 w/cord 1.25 mm² x 6C x 10 m 1pc
- Pendant switch PO3.5 w/cord 1.25 mm² x 6C x 10 m for PN:421936 1pc

► Read this manual carefully

You should carefully read and understand this manual before operating it. Careless winch operation may result in personal injury hazards or property damage.

► Information requesting or parts ordering

Please specify the followings information:

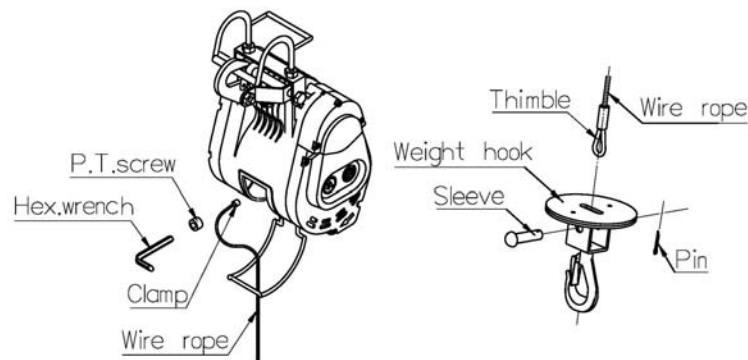
- Winch PN
- Replacement part number
- Serial number
- Quantity for each part
- Part description

Installation

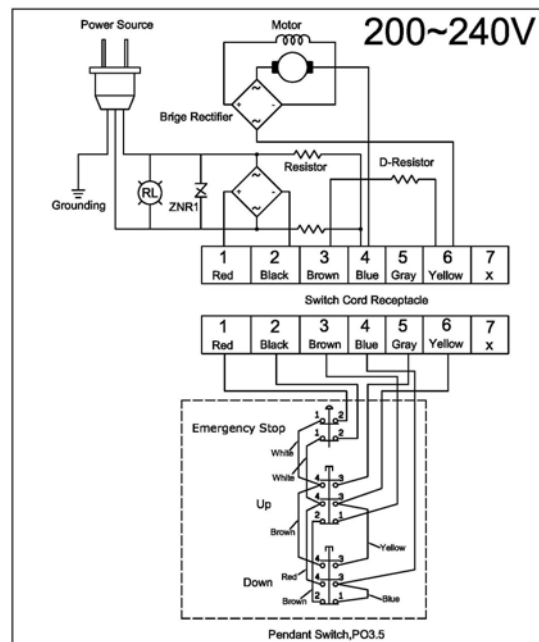
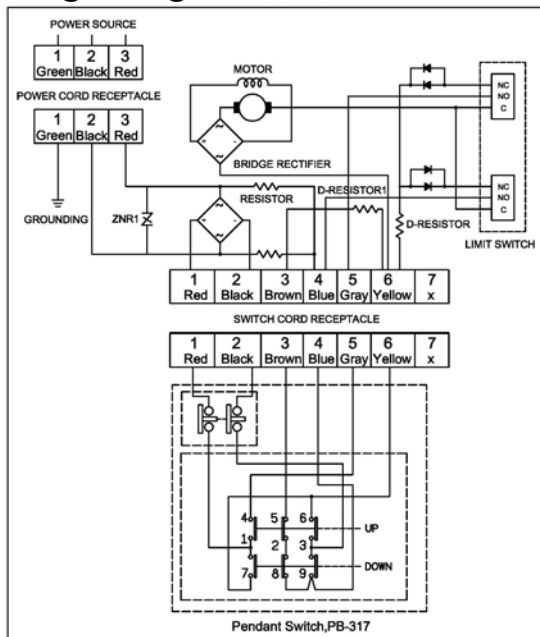
Before using the winch, make sure all electrical components have no corrosion or damaged; the environment should be clear and dry.

► Wire rope replacement

- Put a new wire rope through the hole of the round plate of swivel hook.
- Insert a sleeve pin through the thimble of wire rope.
- Insert a pin through the sleeve pin and bent it by a pliers.
- Let a new wire rope w/clamp through the limit lever and insert it into the hole of the drum.
- Put a P.T. screw into the hole of the drum and tighten it by a hexagon wrench.
- Press the ↑ button to rotate the drum in the lifting direction.
- An uneven winding of wire rope may cause the load to be swing, thus damaging the rope and reducing its life.



► Wiring Diagram



Warning

- The winch is not intended to be used in any manner for the movement or lifting of personnel.
- The lifting capacity shown is based on the top layer of rope on the drum.
- The rope winding on the drum shall remain 5 wraps from the drum.

Parts List

Item No.	Description	Part No.	Qty
1	Gearbox rear cover kit	880493	1
	Gearbox rear cover kit for PN:422160	881352	
2	Ratchet stopper kit	880547	1
3	Brake kit	881507	1
4	1 st gear kit	881498	1
5	3 rd gear kit	881508	1
6	4 th gear kit	880500	1
7	Gear box kit	880470	1
	Gear box kit for PN:422160	881353	
8	Hanger kit	880476	1
9	Carbon brush holder	880472	1
10	Carbon brush 220/230/240V	880563	2
11	Over-winding bracket kit	880503	1
12	Wire rope	881244	1
	Wire rope untwisted	881419	
13	Weight hook CHW-0033	880505	1
14	Armature core 220/230V	880976	1
	Armature core 240V	880977	
15	Cooling cover	881500	1
16	Armature winding 220/230V	880518	1
	Armature winding 240V	880519	
17	Motor rear cover kit	880477	1
	Motor rear cover kit for PN:422160	881350	
18	Reverse winding shaft kit	880478	1
19	Output shaft kit	880507	1
20	Drum kit	881575	1
21	Control panel 220~240V	881255	1
21-1	D type resistor 220~240V	881502	2
21-2	Limit switch	881503	2
21-3	Diode	881504	2
22	Rubber packing	880483	1
23	Electric cover kit	880511	1
	Electric cover kit for PN:422160	881354	
24	Power lead w/3 flat pins plug for PN:422143/422141	880491	1
	Power lead w/3 round pins plug	880492	
25	Remote control, PB-317	881601	1
	Remote control, PO3.5	881458	

Winch Assembly

